

Core epidemiological slides

HIV/AIDS estimates

November 2013

Global summary of the AIDS epidemic | 2012

| | | | | |
|----------------------------------|--------------------------------|-----------|------------------------------|-------------|
| Number of people living with HIV | Total |] million | [32.2 million – 38.8 million | 35.3 |
| | Adults |] million | [29.1 million – 35.3 million | 32.1 |
| | Women |] million | [16.4 million – 19.3 million | 17.7 |
| | Children (<15 years) |] million | [3.0 million – 3.7 million | 3.3 |

| | | | | |
|--|--------------------------------|---------------------|-----------------------------|------------|
| People newly infected with HIV in 2012 | Total | million | [1.9 million – 2.7 million] | 2.3 |
| | Adults |] million | [1.7 million – 2.4 million | |
| | Children (<15 years) | [000 320 – 000 230] | 000 260 | |

| | | | | |
|---------------------|--------------------------------|---------------------|-----------------------------|------------|
| AIDS deaths in 2012 | Total | million | [1.4 million – 1.9 million] | 1.6 |
| | Adults |] million | [1.2 million – 1.7 million | |
| | Children (<15 years) | [000 250 – 000 190] | 000 210 | |

Global estimates for adults and children | 2012

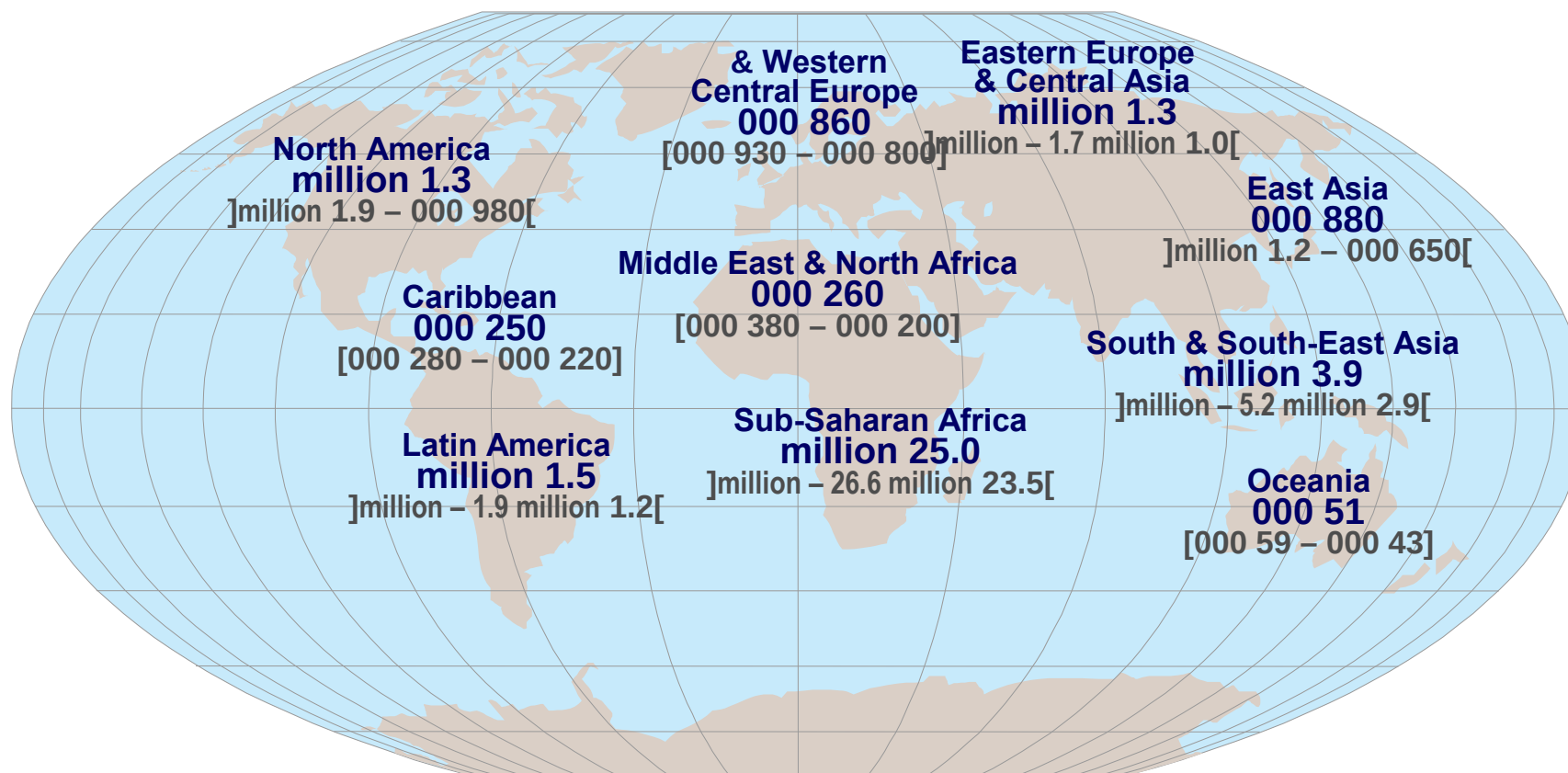
| | |
|-----------------------------------|--|
| People living with HIV | 35.3 million [32.2 million – 38.8 million] |
| New HIV infections in 2012 | 2.3 million [1.9 million – 2.7 million] |
| Deaths due to AIDS in 2012 | 1.6 million [1.4 million – 1.9 million] |

Regional HIV and AIDS statistics and features | 2012

| | Adults and children living with HIV | Adults and children newly infected with HIV | Adult prevalence) [%](15-49 | Adult & child deaths due to AIDS |
|--|--|---|-----------------------------------|---|
| Sub-Saharan Africa | million 25.0]million – 26.6 million 23.5[| million 1.6]million – 1.8 million 1.4[| 4.7% [5.0% – 4.4%] | million 1.2]million – 1.3 million 1.1[|
| Middle East and North Africa | 000 260 [000 380 – 000 200] | 000 32 [000 47 – 000 22] | 0.1% [0.2% – 0.1%] | 000 17 [000 26 – 000 12] |
| South and South-East Asia | million 3.9]million – 5.2 million 2.9[| 000 270 [000 440 – 000 160] | 0.3% [0.4% – 0.2%] | 000 220 [000 310 – 000 150] |
| East Asia | 000 880]million 1.2 – 000 650[| 000 81 [000 160 – 000 34] | 0.1%> [0.1% – 0.1%>] | 000 41 [000 64 – 000 25] |
| Latin America | million 1.5]million – 1.9 million 1.2[| 000 86 [000 150 – 000 57] | 0.4% [0.5% – 0.3%] | 000 52 [000 75 – 000 35] |
| Caribbean | 000 250 [000 280 – 000 220] | 000 12 [000 14 – 9400] | 1.0% [1.1% – 0.9%] | 000 11 [000 14 – 9400] |
| Eastern Europe and Central Asia | million 1.3]million – 1.7 million 1.0[| 000 130 [000 190 – 000 89] | 0.7% [1.0% – 0.6%] | 000 91 [000 120 – 000 66] |
| Western and Central Europe | 000 860 [000 930 – 000 800] | 000 29 [000 35 – 000 25] | 0.2% [0.2% – 0.2%] | 7600 [8300 – 6900] |
| North America | million 1.3]million 1.9 – 000 980[| 000 48 [000 100 – 000 15] | 0.5% [0.8% – 0.4%] | 000 20 [000 27 – 000 16] |
| Oceania | 000 51 [000 59 – 000 43] | 2100 [2700 – 1500] | 0.2% [0.3% – 0.2%] | 1200 [1800 – 1000>] |
| TOTAL | million 35.3]million – 38.8 million 32.2[| million 2.3]million – 2.7 million 1.9[| 0.8% [0.9% - 0.7%] | million 1.6]million – 1.9 million 1.4[|

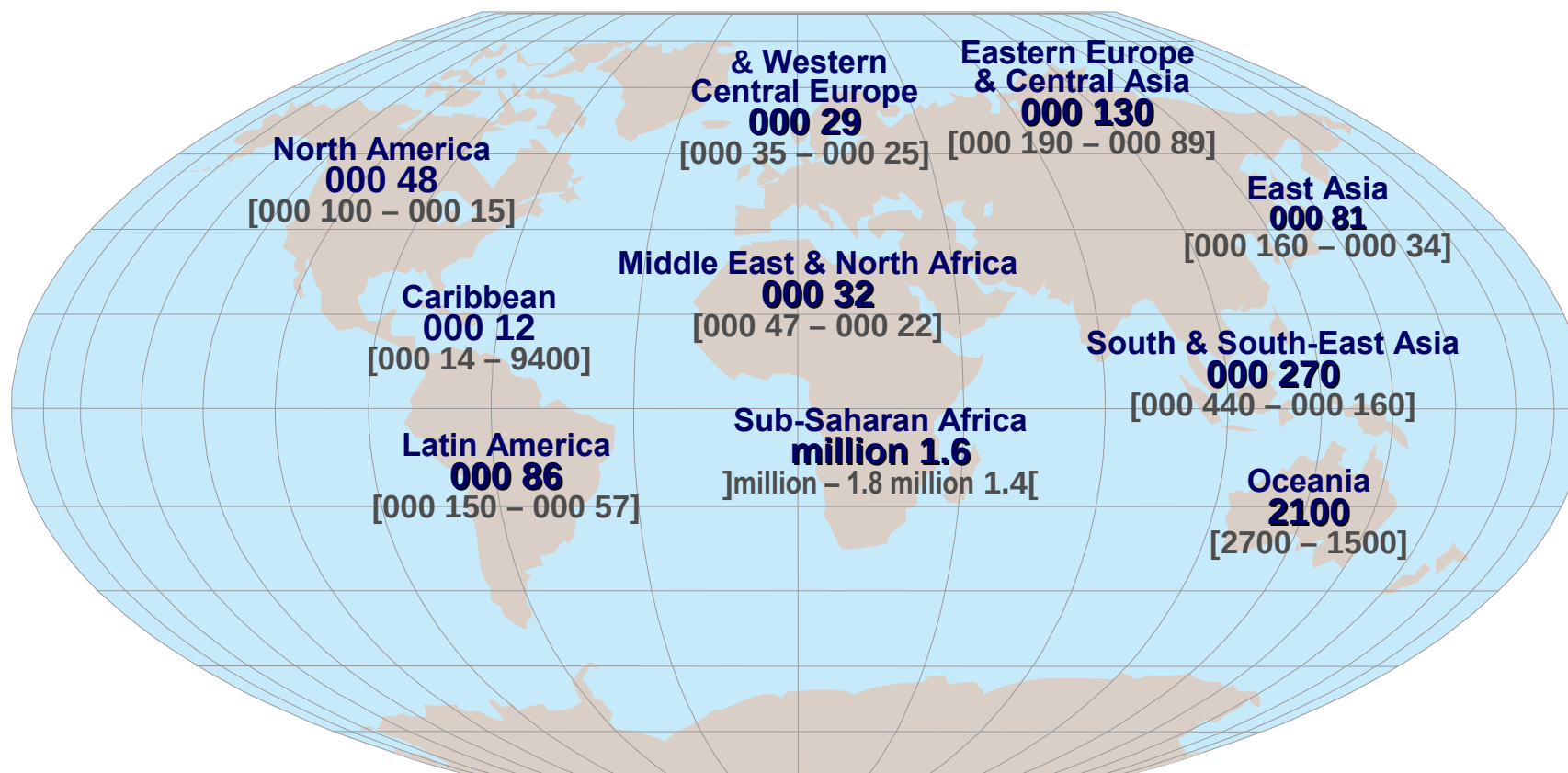
. The ranges around the estimates in this table define the boundaries within which the actual numbers lie, based on the best available information

Adults and children estimated to be living with HIV | 2012



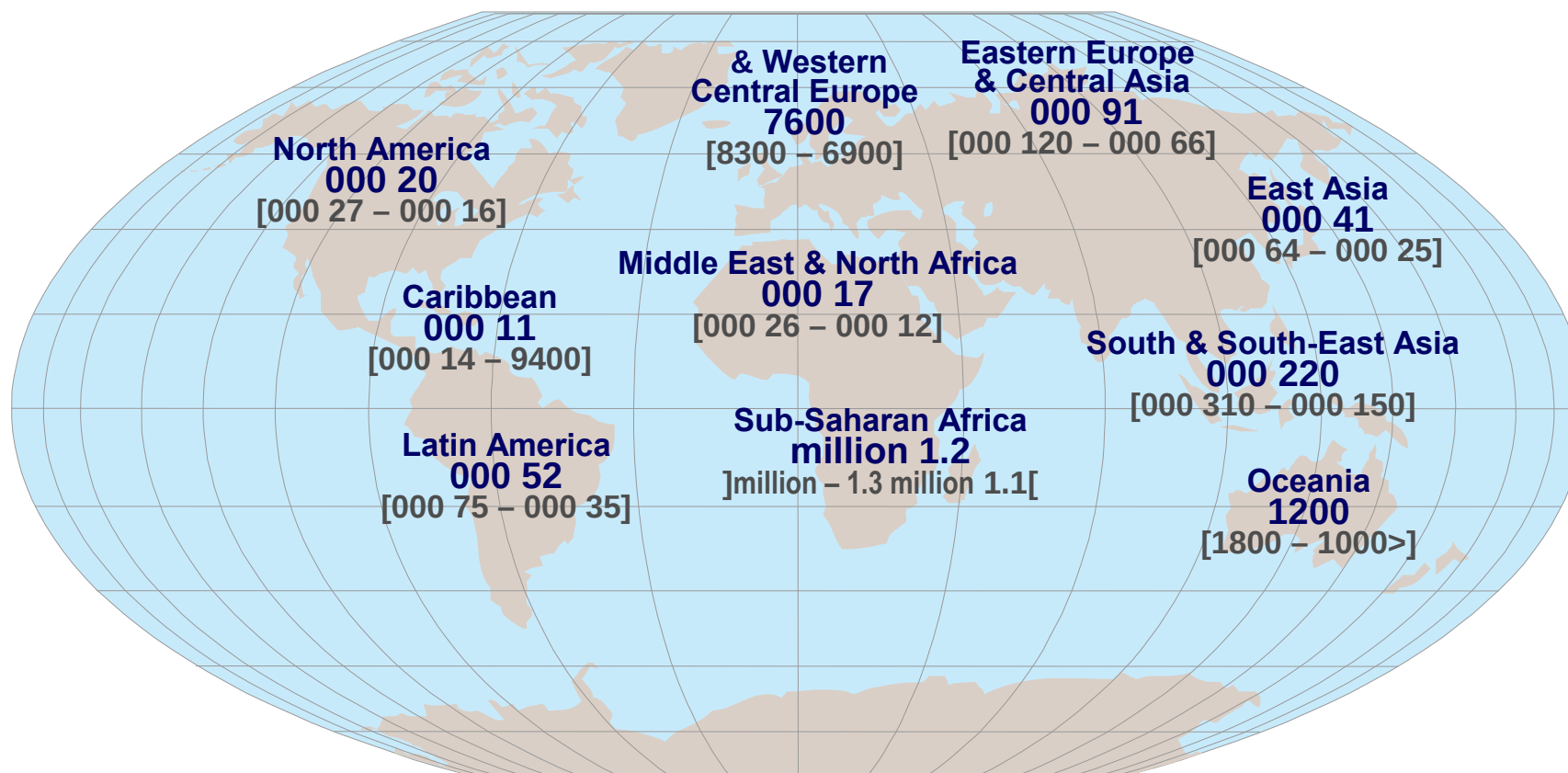
]Total: 35.3 million [32.2 million – 38.8 million

Estimated number of adults and children newly infected with HIV | 2012



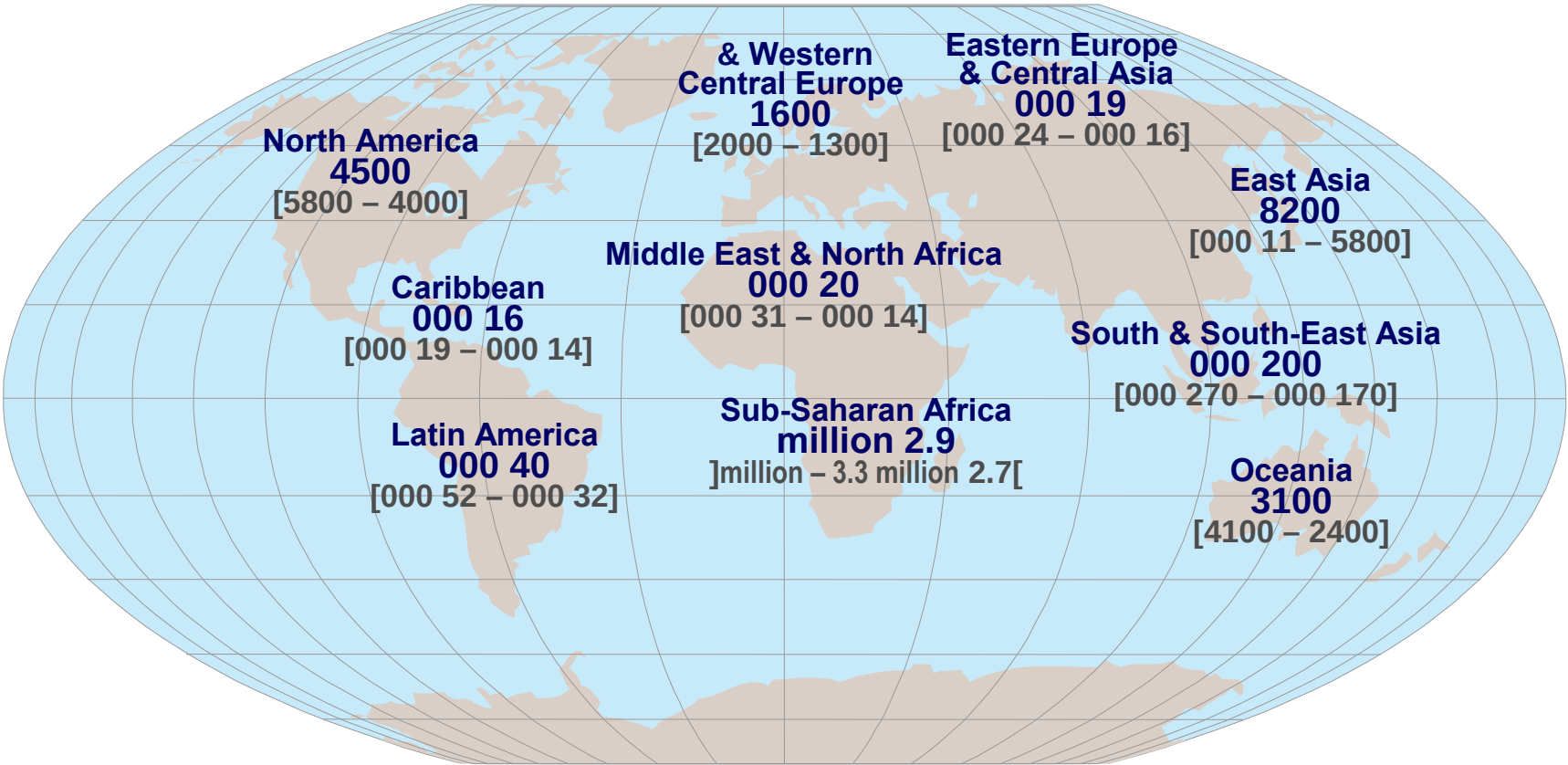
]Total: 2.3 million [1.9 million – 2.7 million

Estimated adult and child deaths from AIDS | 2012



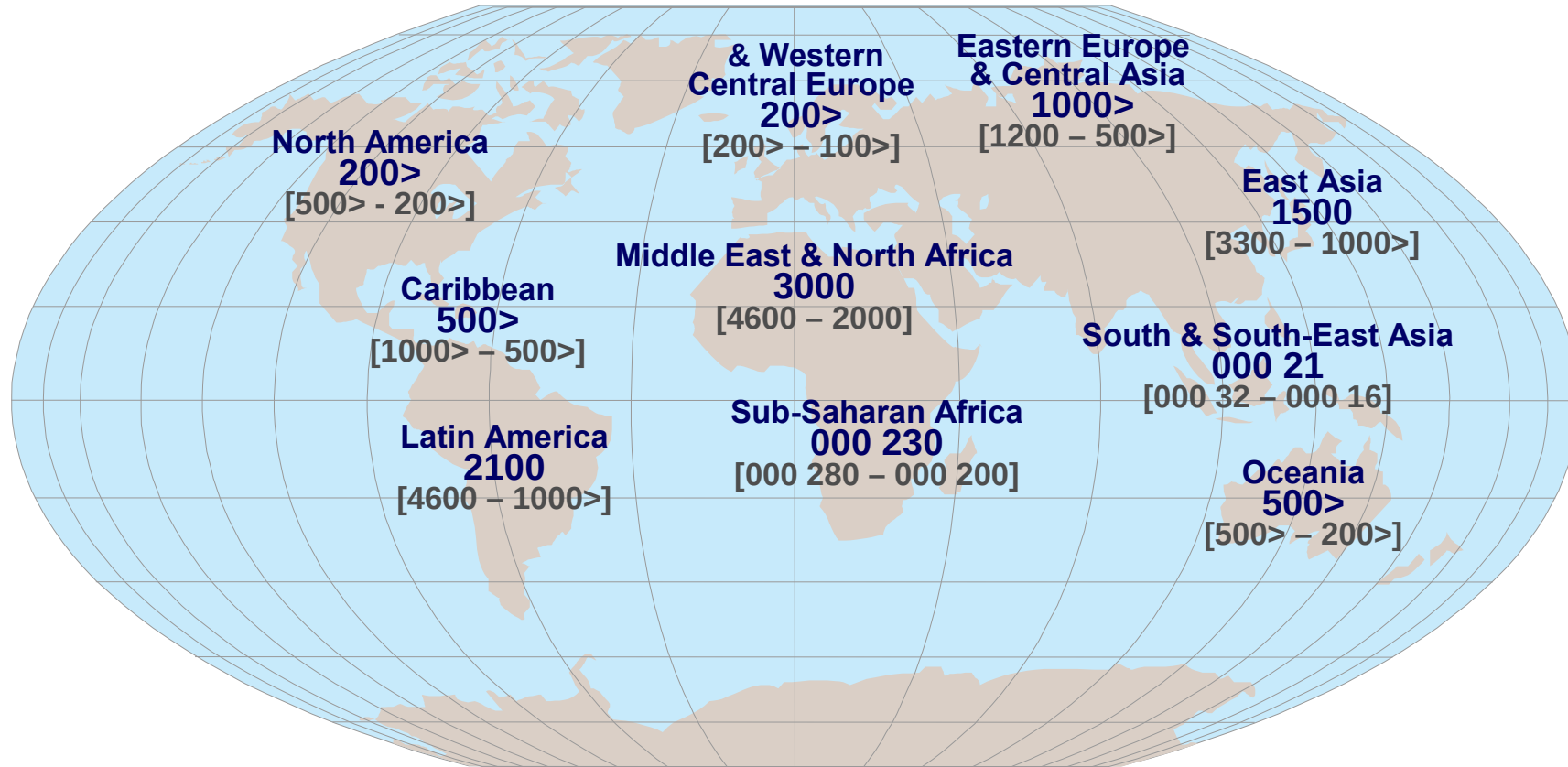
]Total: 1.6 million [1.4 million – 1.9 million

Children (<15 years) estimated to be living with HIV | 2012



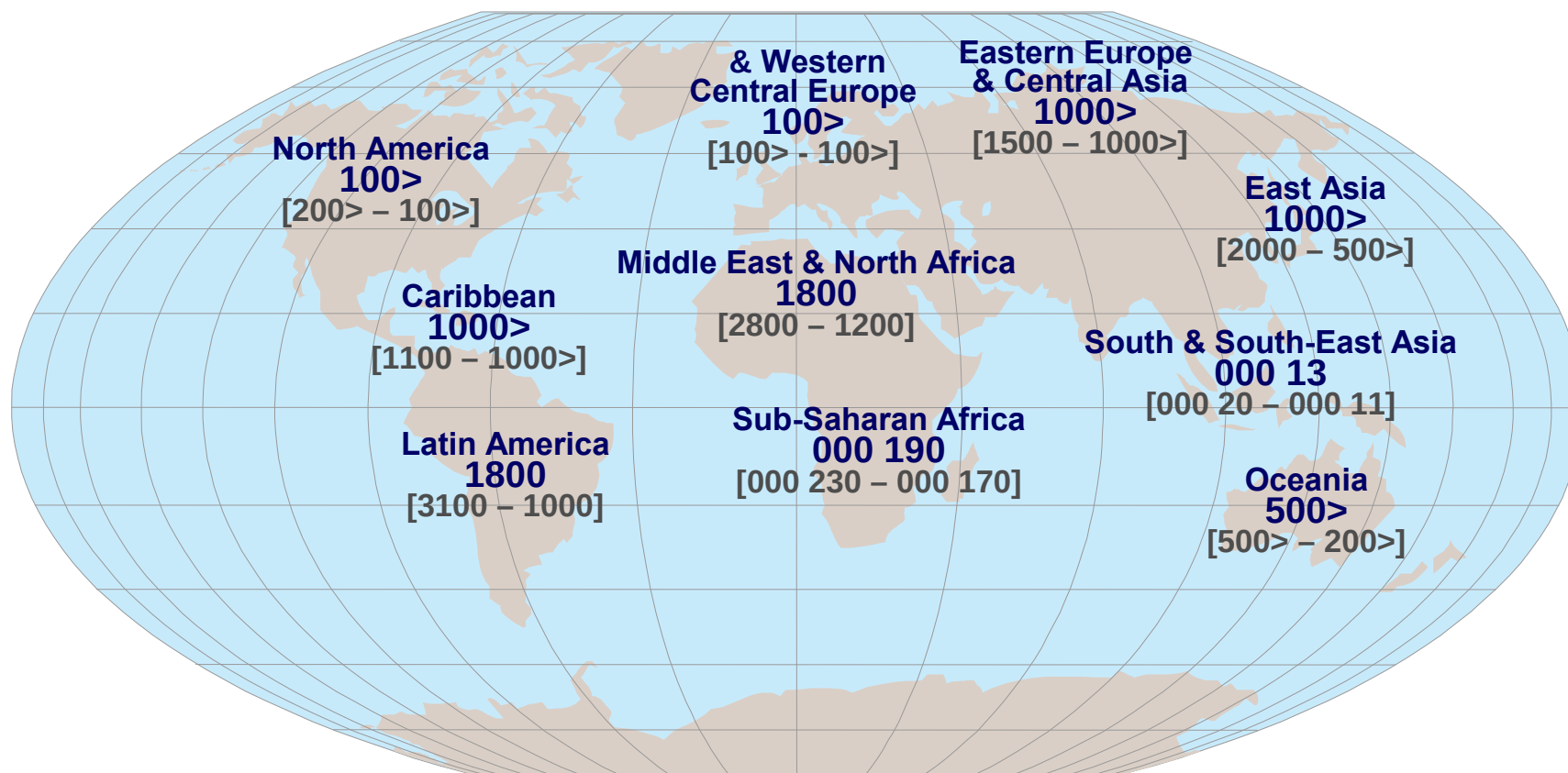
]Total: 3.3 million [3.0 million – 3.7 million

Estimated number of children (<15) newly infected with HIV | 2012



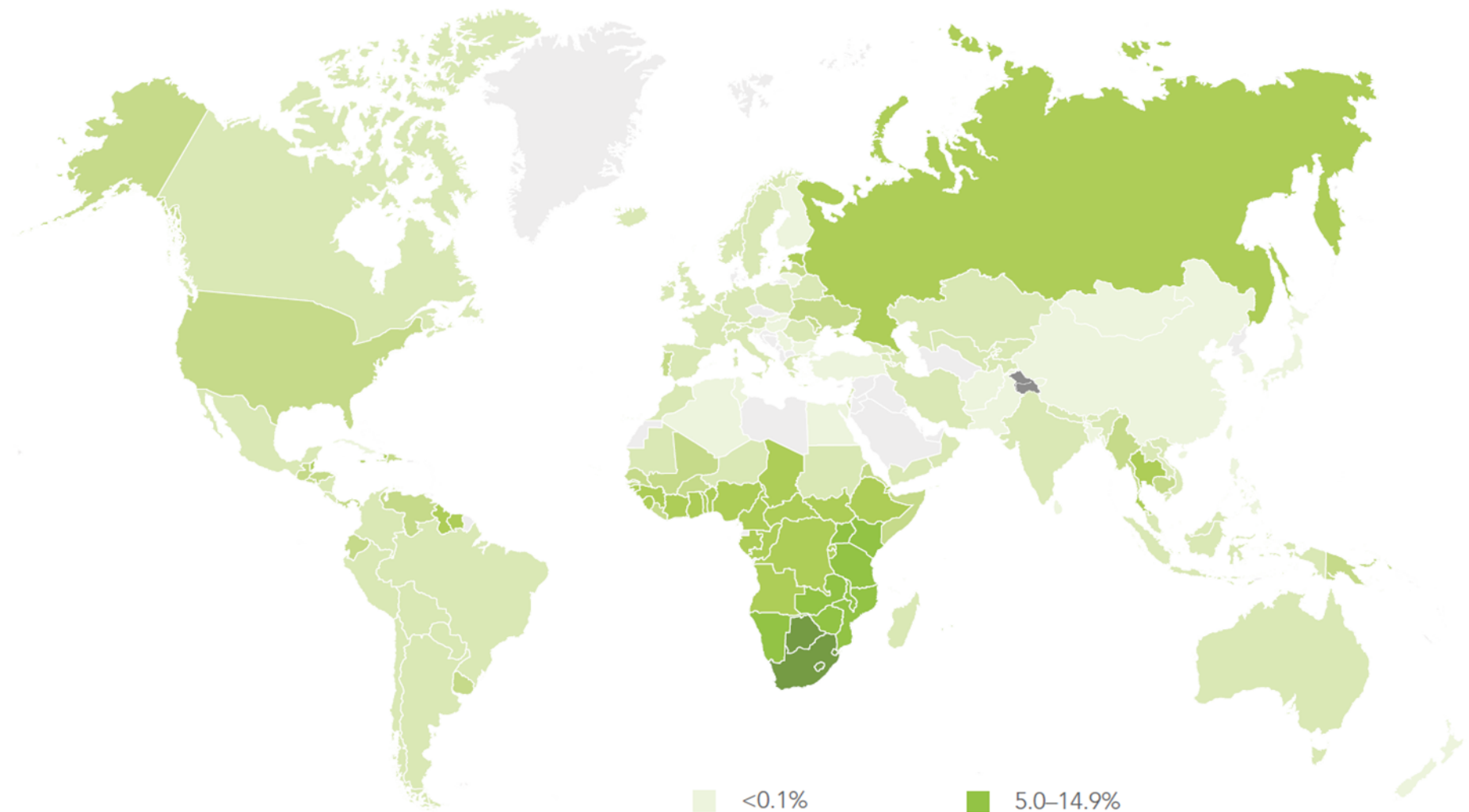
] Total: 260 000 [230 000 – 320 000

Estimated deaths in children (<15 years) from AIDS | 2012



]Total: 210 000 [190 000 – 250 000

HIV prevalence among adults (15-49) % | 2012



About 6,300 new HIV infections a day in 2012

About 95% are in low- and middle-income countries ■

About 700 are in children under 15 years of age ■

:About 5,500 are in adults aged 15 years and older, of whom ■
almost 47% are among women—
)about 39% are among young people (15-24—